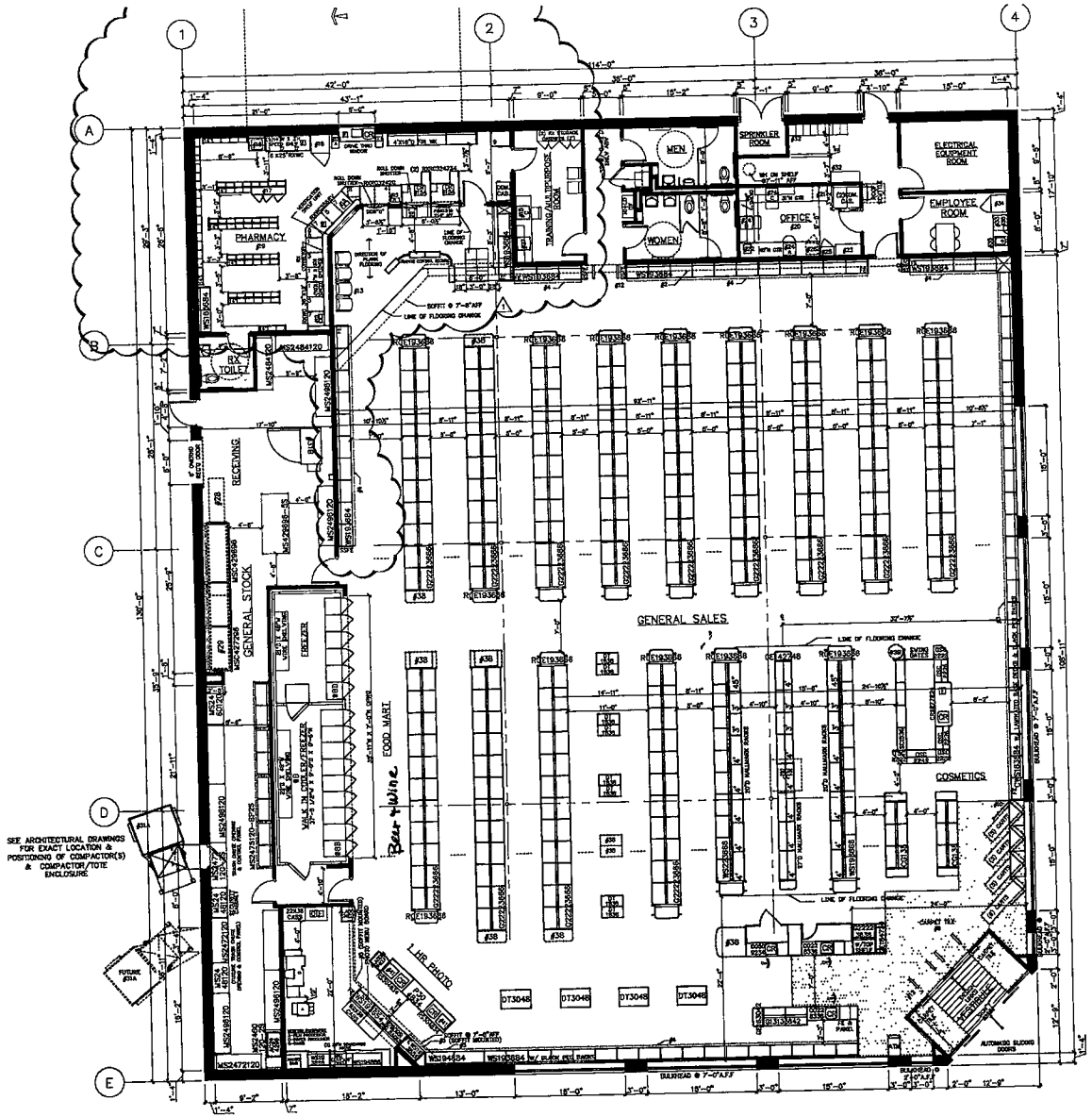

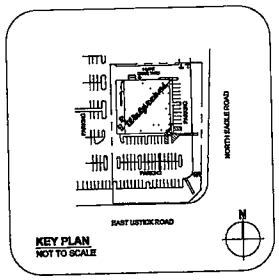

KEY PLAN
NOT TO SCALE

FOR REFERENCE ONLY: SEE CONTRACT DOCUMENTS FOR DETAILED SITE PLAN

PHARMACY DEPARTMENT
REFER TO FIXTURE PLAN FOR REQUIRED SIGNS
SIGN "L" PICK UP PRESCRIPTIONS
SIGN "K" DROP OFF PRESCRIPTIONS
SIGN "C2" CONSULTATION WINDOW
SIGN "TX" T.A.S.
SIGN "ADA" SYMBOL OF ACCESSIBILITY

ATTACH SIGNS TO UNDERSIDE OF CASED OPENINGS. REFER TO FIXTURE PLAN FOR SIGN LOCATION. PROVIDE (2) HOLLOW WALL ANCHORS PER SIGN. SCREW THREADED EYEBOLT INTO ANCHOR. HANG SIGNS FROM EYEBOLTS WITH "S" HOOKS.

GENERAL NOTES

GENERAL SALES AREA:
1. PLEASE PROVIDE PROPER A.D.A. CLEARANCES ON BOTH SIDES OF ALL DOORS
2. MIRROR ON REAR WALL
3. COSMETIC CORNICE
4. SALES AREA CORNICE (FIXTURE MOUNTED)
5. PHOTO CORNICE (FIXTURE MTD UNLESS NOTED)
6. CARPET TILES & DESIGN LINOS FURNISHED AND INSTALLED BY WALGREENS (WHEN SHOWN)
7. MASTER-BILT REACH-IN REFRIGERATION: (PROVIDE 2" AIR SPACE BETWEEN COOLERS AND FREEZERS)
   OPEN FRONT, MEDIUM TEMP. COOLERS (ADD 2" AT EACH END, FOR END PANELS)
   A. __ MO-06: 6'-0"W X 42 7/8"D X 81 3/16"H
   B. __ MO-08: 8'-0"W X 42 7/8"D X 81 3/16"H
   MODEL TRL-ENDLESS REACH-IN FREEZERS (ADD 2" AT EACH END, FOR END PANELS)
   C. __ TEL-3-24: 74 1/8"W X 37 3/4"D X 80"H
   D. __ TAF-69-10: 62"W X 35 3/4"D X 81.2"H
   E. __ SMB-680 WINE COOLER: 70"W X 32"D X 79.5"H
8. MASTER-BILT WALK-IN COOLER: PROVIDE
   9 #1000R COOLMASTER DOORS 20 3/4"X 7'0" EACH AND
   6 #1000FR FREEZEMASTER DOORS 20 3/4" X 7'0" EACH BY ANTHONY
   A. __ DOOR(S): FOR EACH DOOR PROVIDE (7) __ □ 36"W-O-FLOW GRAVITY SHELVES, UPPER (5) WITH SLIDES AND LOWER (2) WITH ROLLERS COMPATIBLE WITH UPRIGHTS
   B. 9 DOOR(S): FOR EACH DOOR PROVIDE 36"D 9-O-F NYLA-LITE SHELVING SYSTEM
   C. __ DOOR(S) __ □ ROLLER CONVEYOR AT FLOOR LEVEL
   D. 6 DOOR(S): FOR EACH DOOR PROVIDE 27"D ANTHONY SHELVES
   E. __ DOOR(S): FOR EACH DOOR PROVIDE (2) 27"D ANTHONY SHELVES AND (4) 30"D MERCHANDISER SHELVES
   F. __ DOOR(S) __ □ DOUBLE DECK ROLLER CONVEYOR
9. ICE CHEST BY VENDOR
10. CART RAILS W/ DISPLAY SHELF & SLAT WALL ABOVE
11. PROVIDE A 6"H BLACK VINYL BASE AT ALL CHECKOUTS
12. ELECTRONIC ARTICLE SURVEILLANCE SYSTEM

PHARMACY DEPARTMENT:
13. PATIENT SEATING AREA, (4) SEATS
14. PROVIDE ELECTRIC FOR FUTURE ROBOTICS
15. COMPUTER TERMINAL
   15A: INTERCOM PLUS TERMINAL
   15C: TRAINING TERMINAL (IN TRAINING ROOM)
16. RX SINK AND CABINET
17. CRX CABINET
18. RX REFRIGERATOR
19. PROVIDE A CARPETED FLOOR WITH A RUBBER RUNNER. RX UNDERCOUNTER INSERTS:
   #1 - RX 3 DRAWER VIAL INSERT
   #2 - RX 3 DRAWER FILE INSERT
   #3 - RX OPEN INSERT
   #4 - RX CONSULTATION COUNTER UNIT
   #5 - RX PRINTER INSERT
   #6 - RX 6 DRAWER FILE INSERT
   #7 - RX OPEN INSERT WITH CPU SHELF
   #8 - RX OPEN CABINET
   #9 - RX 10 DRAWER FILE CABINET

OFFICE:
20. PROVIDE TILED FLOOR & VINYL WALLCOVERING
21. UNDER COUNTER SHELF UNIT
22. PRINTER
23. LATERAL FILE
24. OFFICE COMPUTERS
   24A: P.O.S. TERMINAL
   24B: AS400 TERMINAL
   24C: OFFICE P.C.
25. TILL LOCKER
26. SAFE
27. TV & VCR (IN TRAINING ROOM)

STOCKROOM:
28. NEST-A-FLEX CONVEYOR
29. GRAVITY CONVEYOR
30. POWER ROLLER CONVEYOR
31. SEE ARCHITECTURAL DRAWINGS FOR EXACT LOCATION & POSITIONING OF COMPACTORS
   31A. TRASH COMPACTOR
   31B: BALER
   31C: CARDBOARD COMPACTOR

EMPLOYEE ROOM:
32. EMPLOYEE LOCKERS, (1) 45"W COAT LOCKER W/ PERFORATED DOORS, (6) 6 TIER BOX LOCKERS & (2) ADA LOCKERS W/ SAFETY VIEW DOORS
33. 5'-0"W X 2'-2"D EMPLOYEE COUNTER W/ (1) CABINET
34. EMPLOYEE ROOM REFRIGERATOR (PROVIDE 32" CLEARANCE WHEN NEXT TO COUNTER)
35. EMPLOYEE ROOM SINK (IN COUNTER)
36. 4'-0" MIRROR CENTERED ON WALL ABOVE COUNTER

MISCELLANEOUS:
37. 18" - ELECTRICAL OUTLET FOR FUTURE USE
38. VENDOR RACKS. REMOVE BASE DECK & SHOES; (END PANEL TO REMAIN)
39. PROVIDE OPENING FOR ONE-WAY GLASS (SEE INTERIOR ELEVATION FOR LOCATION)
40. NEWSPAPER RACK BY VENDOR
41 PICTURE CARE PLUS TERMINAL

NEW LOCATION	■	PHARMACY	■	SEAMOUT
REMT/LOCATION	□	1 HOUR PHOTO	■	24 HOUR STORE
EXISTG BLDG				
REMODEL	□	LIQUOR	□	OTHER

SQUARE FOOT AREA SUMMARY

DEPARTMENT		SALES	STOCK	SERVICE	TOTAL EXISTG	TOTAL NEW
GEN SALES	NEW	9432	1772	1354		12,55
	EXISTG					
FOOD MART	NEW	900				90
	EXISTG					
RX	NEW	723				72
	EXISTG					
RX WAITG	NEW	204				20
	EXISTG					
1 HOUR PHOTO	NEW	435				43
	EXISTG					
LIQUOR	NEW					
	EXISTG					
BSMT	NEW					
	EXISTG					
2ND FLOOR	NEW					
	EXISTG					
TOTAL NEW		11,694	1772	1354		14,8
TOTAL EXISTG						

TOTAL AREA: FIRST FLOOR 14,820 SQ.F
TOTAL AREA: OTHER LEVELS 0 SQ.F
GROSS AREA INCLUDING ALL DEPARTMENTS & ALL LEVELS: 14,820 SQ.F
RX SHELVING LINEAL FEET: 94 LN.F

NO.	DATE	BY	DESCRIPTION
1	03/12/07	HFL	REVISED PER CONSTRUCTION BUDGETS REQTS AND SITE CONDITIONS.

REVISIONS

CERTIFICATION AND SEAL

I HEREBY CERTIFY THAT THIS PLAN AND SPECIFICATION WAS PREPARED BY ME OR UNDER MY DIRECT SUPERVISION AND THAT I AM A DULY REGISTERED ARCHITECT OR ENGINEER UNDER THE LAWS OF THE STATE OF IDAHO AS SIGNIFIED BY MY HAND AND SEAL.

STORE NUMBER 11452

PROJECT NAME
WALGREENS STORE
(NWC) EAGLE & USTICK
MERIDIAN, IDAHO

DRAWING TITLE
FIXTURE FLOOR PLAN

CADD PLOT: 11452-D1-09-12SEP07
VOID PLOT: 11452-D1-09-06AUG07
SUPERSEDES PLAN DATED:
SCALE: 1/8"=1'-0"
DRAWN BY: H. LEISHART
DATE: 02/13/07
REVIEWED BY:
DRAWING NO. D1
OF DWGS.

* A.D.A. DOOR CLEARANCES

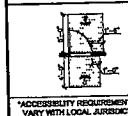

*ACCESSIBILITY REQUIREMENTS MAY VARY WITH LOCAL JURISDICTIONS & APPROACH TO DOOR SWING

EXECUTIVE APPROVAL		DATE
SENIOR VICE PRESIDENT FACILITIES DEVELOPMENT	PROTOTYPE	
SENIOR VICE PRESIDENT STORE OPERATIONS		
VICE PRESIDENT STORE OPERATIONS		
REVIEWED BY:	JL 2-15-07	EL 2-15-07

FIXTURE LEGEND

G GONDOLA (1A. SIDE)	18 D	18 W	35 H.	66*
GE GONDOLA END	18 D	39 W	66* H.	
WS WALL SHLVG	18 D.	36 W	84* H.	

ALL OTHER FIXTURES ARE TYPICALLY CALLED OUT DEPTH BY WIDTH. EXAMPLE:
DT 30 42
DISPLAY TABLE D. W.

*DOES NOT INCLUDE STANDARDS, WOOD GROUNDS OR FINISHED END PANELS