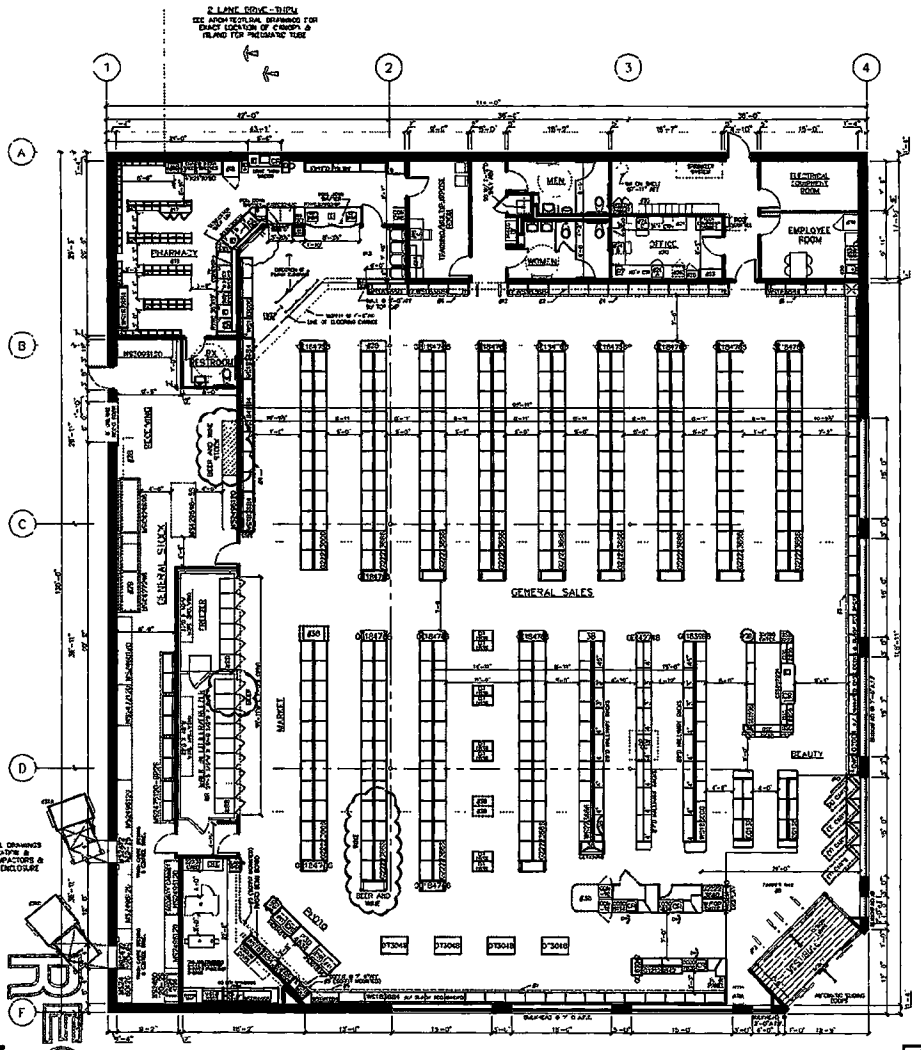

LEGEND

BEER AND WINE UNITS

BEER AND WINE STOCK

BEER/WINE AREA
TOTAL SALES: 17 00 FT.
TOTAL STOCK: 18 00 FT.

"TOTAL BY LINEAL FOOTAGE	1332 LN FT
FRONT WALL SHELVING (INCLUDES 64" HIGH SHELF AT PHOTO)	74 LN FT
BEAUTY WALL SHELVING	72 LN FT
ROTAMINING WALL SHELVING (BACK-2-2 SIDE WALL, IN 5 SECTIONS)	101 LN FT
BACK CONDOLAS	196 LN FT
FRONT CONDOLAS	130 LN FT
HALLWAYS SHELVING	116 LN FT
BEAUTY CONDOLAS	18 LN FT
COOLERS	20 LN FT
FREEZERS	13 LN FT

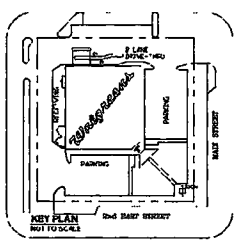

FOR REFERENCE ONLY - SEE CONTRACT DOCUMENTS FOR DETAILED SITE PLAN

INTERIOR HANGING SIGNS

GENERAL SALES AREA
ALL BOXES AND AISLE MARKERS @ 10'-0" TO BOTTOM OF SIGN UNLESS OTHERWISE NOTED.
SIGN "A" DOOR ONLY SIGNS, TOP
SIGN "B" STYLES NO LESS THAN
SIGN "BC" ASBESTOS CARD SIGN
SIGN "D" "CONSUMER CHOICE" LINES
SIGN "EA" ...MUFFLERS ALIGNED WITH SIGN ON TOP NO "BOTTOM OF SIGN"

PHARMACY DEPARTMENT.
REFER TO FUTURE PLANS FOR REQUIRED AREAS
SIGN "U" PICK UP PRESCRIPTIONS
SIGN "R" DROP OFF PRESCRIPTIONS
SIGN "O" CONSULTATION WINDOW
SIGN "TA" T.A.S.
SIGN "ADA" "FUNCTIONAL ADA SIGN"
SIGN "ADA2" SYMBOL OF ACCESSIBILITY

ATTACH ADDRS TO UNDERSIDE OF CANOPY OPENINGS
REFER TO FUTURE PLANS FOR SIGN LOCATION
PROVIDE (2) HOLLOW WALL ANCHORS PER SIGN
SCREW THREADED EYEBOLTS INTO ANCHOR. HANG SIGNS FROM EYEBOLTS WITH "S" HOOKS.

* MOUNT ANY CENTER SIGNS 2" BELOW CORNICE TOP

GENERAL NOTES

GENERAL SALES AREA
1. PLANT PROVIDE PROPS A D & C BRACKETS ON BOTH SIDES OF ALL DOORS
2. MIRROR ON SIDE WALL
3. BEAUTY CONDOLAS
4. SALES AREA CORNICE (REFER MOM TYP)
5. PHOTO CORNICE (FIXTURE STD UNLESS NOTED)
6. CARPET TILES & DESIGN JRASS FURNISHED AND INSTALLED BY WALGREENS & MINIMUM SHOWN
7. MASTER ENTYRACK W REFRIGERATOR (PROVIDE 2" AIR SPACE BETWEEN COOLERS AND FREEZERS)
OPEN FRONT, MEDIUM TEMP COOLERS
(ADD 3" AT EACH END FOR END PANELS)
A. __ MD-OD-S-6'W X 42"D
B. __ MD-OD-S-8'W X 42"D
MEDIUM SLIDING DOOR REACH-IN FREEZERS
(ADD 3" AT EACH END, FOR END PANELS)
C. __ RSL-O-24, 10-1 DRW X 30 3/4"D
D. __ LM-RMD-02W X 30 3/4"D
E. __ SMD-DO WIRE COOLER FOR 4 ACTA FLOW
8. MASTER ENTYRACK OF DOES: PROVIDE
__ FROST COOLMASTER DOORS
28 3/4" X 79" EACH END
__ FROST FREEZERMASTER DOORS
28 3/4" X 79" EACH 5" ANTHONY
A. __ 300R(S): FOR EACH DOOR PROVIDE
(7) "S" SEMI-G FLOOR GRAVITY
SHELVES, UPPER (2), WITH ALPHA
AND LOWER (2) WITH ROLLER
COMPLETE W TM UPRIGHTS
B. __ 300R(S): FOR EACH DOOR PROVIDE
(2) 2-3/4" STRAIGHT GRAVITY SYSTEM
C. __ 300R(S): __ "S" ROLLER CONVEYOR
AT FLOOR LEVEL
D. 6 300R(S): FOR EACH DOOR PROVIDE
(7) 7" ANTHONY SHELVES
E. __ 300R(S): FOR EACH DOOR PROVIDE
(2) 12"S ANTHONY SHELVES AND (4)
(2") MERCHANDISERS SHELVES
F. __ 100R(S): __ "S" DOUBLE JRASS
ROLLER CONVEYOR
9. ICE CHEST SYSTEM
10. CAST BALLS W DISPLAY SHELF & SIAT WALL ABOVE
11. PROVIDE ALL BLACK VIN FLORAS AT ALL CHECKOUTS
12. ELECTRONIC ARTICLE SURVEILLANCE SYSTEM

PHARMACY DEPARTMENT
13. PATIENT SEATING AREA, NO SEATS
14. PROVIDE ELEC TRIC FOR FUTURE ROBOTICS
15. COMPUTER TERMINAL
100: INTERCOM PLUS (NO MINUS)
100: "TRAINING TERMINAL (ON TRAIN NO ROOM)
16. 30" SINK AND CABINET
17. CRACK CABINET
18. 30" RED SHADES OF
19. PROVIDE A CARPETED FLOOR WITH A RUBBER BASE-EE BLUNDERCOUNTER INSERTS:
#1: RX 30 DRAWER (28L INSERT
#2: RX 30 DRAWER (18 INSER I
#3: RX OPEN INSERT
#4: RX CONSULTATION CONVEYER UNIT
#5: RX PRINTER INSERT
#6: RX 30 DRAWER (18 INSER I
#7: RX OPEN INSERT WITH CPU SHELF
#8: RX OPEN CABINET
#9: RX 30 DRAWER FILE CABINET

OFFICE
20. PROVIDE TILED FLOOR & VINYL WALLCOVERING
21. UNDER COUNTER SHELF UNIT
22. PRINTER
23. LATERAL FILE
24. OFFICE (COMPUTER)
24A. POS TERMINAL
24B: ADCO TERMINAL
24C: OFFICE PC
25. TILL LOCKER
26. SAFE
27. TV & VCR (IN TRAINING ROOM)

STOCKROOM
28. RESERVE ROLLER CONVEYOR
29. GRAVITY CONVEYOR
30. POWER ROLLER CONVEYOR
31. REF ARCHITECTURAL DRAWINGS FOR EXACT LOCATION & POSITIONING OF COMPACTORS
31A: TRASH COMPACTOR
31B: BALER
31C: CARDBOARD COMPACTOR

EMPLOYEE ROOM:
32. EMPLOYEE LOCKERS (10) 60" W 4 COAT LOCKER W PREFORMATED CORNER (FOR WEB BEAL LOCKER & (2) ALA LOCKER 3 W SAFETY VIEW DOORS
33. 3" X 6" ADD EMPLOYEE CLOTHES CABINETS
34. EMPLOYEE ROOM REFRIGERATOR
(PROVIDE 30" 2" AIR SPACE WHEN REFRIGERATOR CONNECTED
35. EMPLOYEE ROOM COUCH (CUSTOM)
36. 6'-0" MIRROR CENTERED ON WALL ABOVE COUNTER

MISCELLANEOUS:
37. "R" ELECTRICAL OUTLETS FOR FUTURE USE
38. VENDOR RACKS: REMOVE BASE DECKS & LEGS (END PANEL TO REMAIN)
39. PROVIDE OPENING FOR CHERWAY GLASS (SEE INTERIOR ELEVATION FOR LOCATION)
40. NEWSPAPER RACK BY VENDOR
41. FIXTURE CASE PLUS TERMINAL

* A.D.A. DOOR CLEARANCE SS
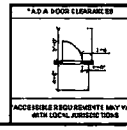
ACCESSIBLE REQUIREMENTS MAY VARY WITH LOCAL JURISDICTIONS

EXECUTIVE APPROVAL		DATE
SENIOR VICE PRESIDENT FACILITIES & DEVELOPMENT	PROTOTYPE	
SENIOR VICE PRESIDENT STORE OPERATIONS		
V.P. & PRESIDENT STORE OPERATIONS		
REVIEWED BY	J. 4/25/05	VG 4/25/05

FIXTURE LEGEND

CONDOLA (EA SIDE)	12'-0" D	30 W	63" H.	ALL OTHER FIX UNITS ARE TYPICALLY CALLED OUT DEPTH BY WIDTH EXAMPLE:
CONDOLA END	12'-0" D	30 W	60" H.	
WALL SHELVING	12 D	30 W	84" H.	DT 60 48 DISPLAY D W. TABLE

*DOES NOT INCLUDE STANDARD WOOD GROUNDS OR FINISHED END PANELS

Walgreens

FACILITIES PLANNING DESIGN & ENGINEERING
108 WILMOT ROAD
DEERFIELD, IL 60015-5105

PROJECT DATA

TYPE	GENERAL SALES	MARKET
NEWS OF ATOM	PHARMACY	CONSULTATION
ADMINISTRATION SERVICE BLDG	PHOTO	24 HOUR STORE
REMODEL	LIQUOR	OTHER

SQUARE FOOT AREA SUMMARY

DEPARTMENT		SALES	STOCK	SERVICE	TOTAL EXISTG	TOTAL NEW
GEN SALES	NEW	9432	1772	1364		12 568
	EXISTG					
MARKET	NEW	600				600
	EXISTG					
RX	NEW	725				725
	EXISTG					
RX WAITING	NEW	306				306
	EXISTG					
PHOTO	NEW	435				435
	EXISTG					
LIQUOR	NEW					
	EXISTG					
2ND FLOOR	NEW					
	EXISTG					
	NEW					
	EXISTG					
TOTAL NEW		11,568	1772	1364		14 636
TOTAL EXISTG						

TOTAL AREA, FIRST FLOOR 14,636 SQ FT
TOTAL AREA, OTHER LEVELS 0 SQ FT
GROSS AREA INCLUDING ALL DEPARTMENTS & ALL LEVELS 14,636 SQ FT
SITE PERIMETER LINEAR FEET 92 LIN FT

CODE	DATE	BY	DESCRIPTION
			UPDATED BY PER CDR PROJECT: ADD NEW WINDOW & WALGREENS ENDSTANDS. REMOVE 6" EXTENSIONS. REMOVE 3" SECTION OF WALL ENCLOSING AT CORNER PHARMACY. REMOVE 4 0" HALLMARK (DESCT HALLMARK DESIGNED AS NEEDED) & ADD GIFT CARD WINDOW RACK. UPDATE TO NEW "TAW" SPANDREL PACKAGE

REVISIONS

CERTIFICATION AND SEAL

I HEREBY CERTIFY THAT THIS PLAN AND SPECIFICATION WAS PREPARED BY ME OR UNDER MY DIRECT SUPERVISION AND THAT AM A DULY REGISTERED ARCHITECT OR ENGINEER UNDER THE LAWS OF THE STATE OF IDAHO AS EVIDENCED BY MY HAND AND SEAL.

STORE NUMBER 098 8

PROJECT NAME
WALGREENS STORE
1642 MAIN STREET
REXBURG, IDAHO
ZCR

DRAWING TITLE
FIXTURE LOCK PLAN

CADD FILE: 098 D1 05 12MUO18
SCALE: 1/8"=1'-0"
DRAWING NO: D1
VOID FLCT: FOOD/RED FOLDING
DRAWN BY: S SLOMINSKI
DATE: 4/25/05
SUPERSEDES PLAN DATED
REVIEWED BY
OF DWGS

RECEIVED
JUN 14 2011
IDAHO STATE POLICE
ALCOHOL BEVERAGE CONTROL