RECEIVED
SEP 08 2017
IDAHO STATE POLICE
ALCOHOL BEVERAGE CONTROL

1B-243

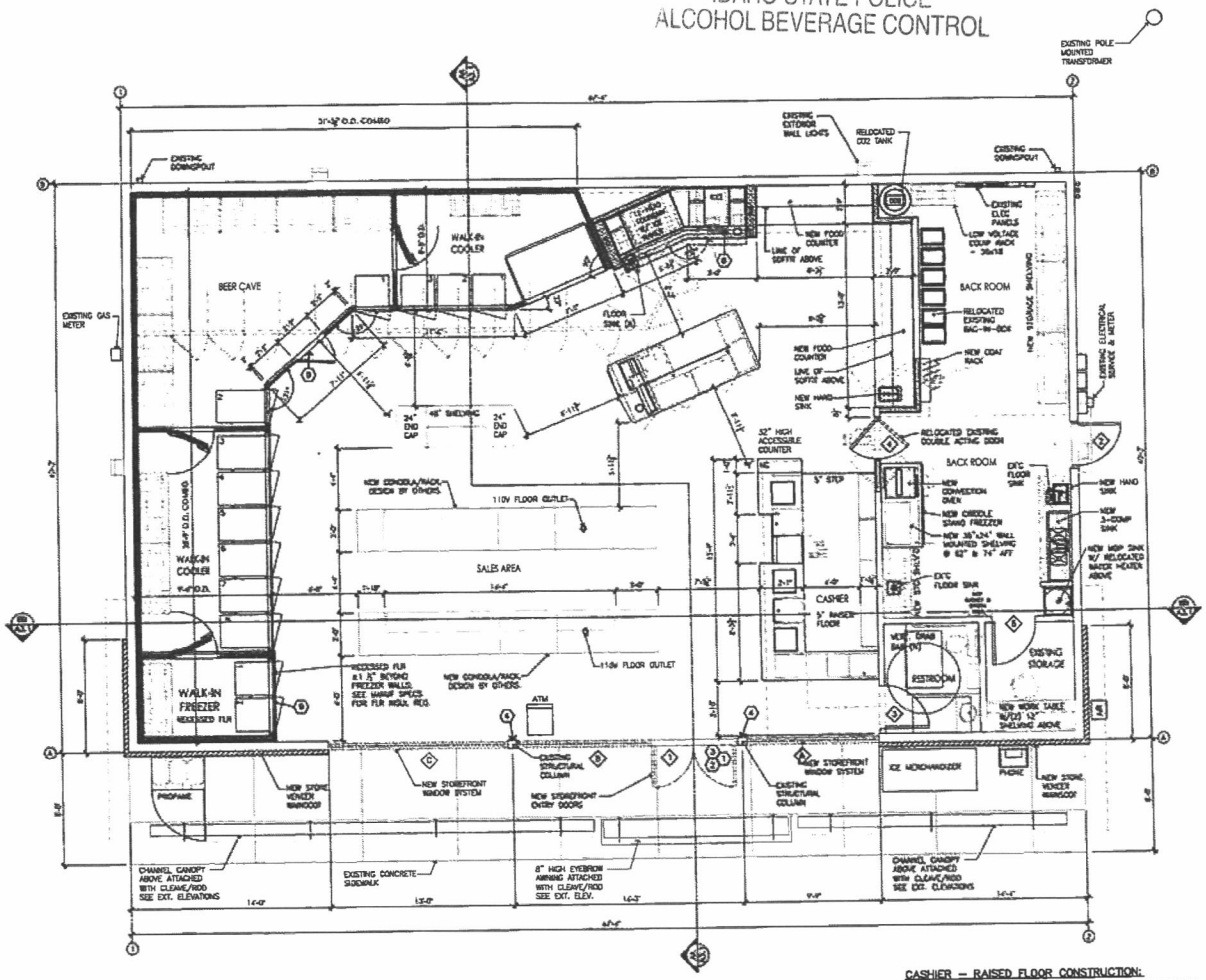

REMODEL FLOOR PLAN

SCALE: 1/4" = 1'-0" GONDOLA - 54 L.F.

PRELIMINARY 02-25-13

GENERAL NOTES

A. ANCHORING OF CONSTRUCTION, HEREIN AFTER, REFERRED TO AS "OWNER."
B. CONTRACTOR SHALL INSTALL NEW PARTITIONS/WALLS WITH DRY WALL AND FINISHES TO AS NOTED. FINISHES MUST BE SMOOTH, LEVEL, AND WASHABLE, I.E., RESISTANT TO MOISTURE. ALL PARTITIONS/WALLS SHALL BE BRACED FOR LATERAL FORCES, PER BUILDING CODE REQUIREMENTS.
C. ALL DIMENSIONS SHALL BE FIELD VERIFIED BY CONTRACTOR FROM CABINET AND EQUIPMENT CLEARANCES PRIOR TO WALL ERECTION. DISCREPANCIES SHALL BE DIRECTED TO OWNER.
D. DIMENSIONS OF NEW WALLS ARE FROM FACE OF STUD, U.N.O.
E. ALL COUNTERTOPS SHALL BE MAX. 34" A.F.F., WITH THE EXCEPTION OF SALES/CASHIER'S COUNTERTOP. 3-FOOT WIDE ACCESSIBLE AREA TO BE 36" A.F.F. CONTRACTOR SHALL COORDINATE WORK WITH CABINET INSTALLER FOR CABINET INSTALLATION. CONTRACTOR TO ROUTE UTILITIES THROUGH CABINETS. CONTACT CABINET INSTALLER FOR SITE SPECIFIC CABINET SHOP DRAWINGS.
F. GENERAL CONTRACTOR TO CONFIRM EQUIPMENT REQUIREMENTS PER OWNER PRIOR TO INSTALLATION OF UTILITIES, WALLS, AND CABINETS.
G. CONTRACTOR SHALL PROVIDE A CLEAN, SMOOTH SURFACE FOR THE WALL PANEL INSTALLATION.
H. CERAMIC AND/OR PORCELAIN WALL/FLOOR TILE SHALL BE INSTALLED BY THE GENERAL CONTRACTOR ACCORDING TO THE MANUFACTURER'S INSTRUCTIONS.
I. CONTRACTOR SHALL ASSIST THE OWNER WITH STORE EQUIPMENT TO PREPARE A DELIVERY STAGING AREA. COORDINATE WITH OWNER FOR THE DELIVERY SCHEDULE AND SHIPPING CHANGES, AS APPLICABLE.
J. THE STORE SHALL BE FINISHED ACCORDING TO THE FINISH SCHEDULE REMOVE FINISH AREAS WITH OWNER.
K. CONTRACTOR SHALL ASSIST STORE PERSONNEL BY ASSEMBLING MERCHANDISE SCHEDULES AND SHELVING.
L. DOWNSPOUTS LINES WILL DRAIN TO FLOOR SINKS.
M. ALL EQUIPMENT AND CABINETS SHALL BE FREE OF SHARP EDGES. CONTACT MANUFACTURER OR PREP EDGES FOR SAFETY.
N. FIRE EXTINGUISHERS (2A10BC) SHALL BE INSTALLED AT SALES COUNTER, BACK ROOM AND OFFICE LOCATIONS IF NOT SHOWN ELSEWHERE ON THESE DRAWINGS. VERIFY WITH OWNER FOR DETAILS. CONFIRM FINAL DETAILS WITH LOCAL FIRE INSPECTOR.
O. WATER HEATERS SHALL BE CAPABLE OF DELIVERING MIN. 130° WATER TO ALL SINKS; 15 SECONDS MINIMUM FOR EMPLOYEE HAND WASH SINKS.
P. THE CONTRACTOR SHALL VERIFY LOCATIONS OF ALL FOOD SERVICE EQUIPMENT AND COORDINATE LOCATION OF FLOOR SINKS, FLOOR DRAINS, SLOPES/SUB DEPRESSIONS AND RAISED CURBS, ELECTRICAL AND PLUMBING STUB-OUTS, AND ALL OTHER WORK UNDER THIS SCOPE OF RESPONSIBILITY RELATED TO THIS EQUIPMENT, AS APPLICABLE.
R. ALL DOORS MUST HAVE A SWEEP PERIOD OF 3 SECONDS TO CLOSE FROM 70° OPEN TO 3° FROM THE LATCH.
S. ALL EXTERIOR DOORS MUST HAVE NO MORE THAN 8 LBS OPENING FORCE. ALL INTERIOR DOORS MUST HAVE NO MORE THAN 5 LBS OPENING FORCE.
T. FLAME SPREAD CLASSIFICATIONS FOR INTERIOR WALLS SHALL COMPLY WITH IBC 2009 TABLE 803.9.
U. RESTROOM DOORS SHALL HAVE HEAVY DUTY CLOSER AND LATCH. REFER TO A1.3a.
V. OVERHEADING BACK-FLOW PREVENTION DRAIN LINE OUTLET SHALL BE TO NEW FLOOR SINK PROVIDED FOR THIS AREA.

FRAMING:

1. WOOD STUDS @ 16" O.C. WILL BE USED FOR WALL FRAMING. REFERENCE PLAN, AND STRUCTURAL DRAWINGS FOR SIZE.
2. ALL WALLS TO BE CONNECTED TO FLOOR SLAB PER STRUCTURAL DRAWINGS.
3. ALL MATERIALS TO BE ICBO APPROVED/ICC APPROVED.

WALL LEGEND:

EXTERIOR: EXISTING WOOD 2x6 FRAMED WALL W/ ½" GYP, ½" SHEATHING & ⅞" STUCCO
INTERIOR: EXISTING FRAMED WALL W/ GYP
INTERIOR: NEW FULL HEIGHT INTERIOR 2x4 (OR 2x6, 2x8 WHERE NOTED) @ 16" O.C. WOOD STUD WALL W/ 5/8" GYP BD. EA. SIDE
COOLER/ FREEZER WALLS
EXTERIOR: NEW FRAMED WALL INFILL TO MATCH EXISTING
EXTERIOR: EXISTING FRAMED WALL W/ PRE-MANUFACTURED STONE WAINSCOT

KEYED NOTES – FLOOR PLAN

1. ALL DOORS IN THE MEANS OF EGRESS SHALL BE OPENABLE FROM EGRESS SIDE WITHOUT USE OF A KEY OR ANY SPECIAL KNOWLEDGE OR EFFORT. THE UNLATCHING OF ANY DOOR SHALL NOT REQUIRE MORE THAN ONE OPERATION. NO MORE THAN 5LBS OF PRESSURE TO OPERATE.
2. FOR GROUP M OCCUPANCY, KEY-OPERATED LOCKING DEVICES FROM THE EGRESS SIDE MAY BE USED ON THE MAIN EXTERIOR DOORS PROVIDED:
   A. THE LOCKING DEVICE IS READILY DISTINGUISHABLE LOCKED, AND;
   B. THERE IS A READILY VISIBLE DURABLE SIGN ON OR ADJACENT TO THE DOOR STATING "THIS DOOR SHALL REMAIN UNLOCKED WHEN BUILDING IS OCCUPIED", AND
   C. THIS SIGN SHALL BE IN LETTERS NOT LESS THAT 1-INCH HIGH ON A CONTRASTING BACKGROUND, AND
   D. THE USE OF THIS EXCEPTION MAY BE REVOKED BY THE BUILDING OFFICIAL AT ANY TIME FOR DUE CAUSE.
3. MANUALLY OPERATED FLUSH BOLTS OR SURFACE BOLTS ARE NOT PERMITTED ON DOORS.
4. ALUMINUM BREAK METAL COLUMN WRAP, 0.040 THICKNESS; POWDER COATED TO MATCH STOREFRONT
5. 48" HIGH STAINLESS STEEL CORNER GUARD (3x3"); TYPE 304, 16 GA., SATIN FINISH
6. 48" HIGH STAINLESS STEEL END WALL GUARD (2" x WALL WIDTH); TYPE 304, 16 GA., SATIN FINISH
7. CONTRACTOR TO ASSIST IN THE INSTALLATION OF THE SAFE(S). CONTACT SAFE VENDOR FOR DETAILS. SAFE MUST BE SECURED TO FLOOR WITH CONCRETE ANCHORS OR BOLTED TO WOOD FLOOR. BOLTS MUST BE TACK WELDED INSIDE SAFE FOR SECURITY. IF APPLICABLE, VERIFY WITH OWNER.
8. INSTALL WALL PANELS ABOVE FOUNTAIN SHROUD
9. INSTALL WALL PANELS ABOVE COOLER/FREEZER DOORS
10. FIRE EXTINGUISHER (2A10BC) W/5 LB. HOOK WALL BRACKET. REFER TO GENERAL NOTE N, THIS SHEET.

CASHIER – RAISED FLOOR CONSTRUCTION:

1. 2x4 WOOD STUDS @ 16" O.C. PLACED HORIZONTALLY OVER CONCRETE SLAB; PROVIDE A "FRAME" AROUND THE RAISED FLOOR AREA
2. ¾" EXTERIOR GRADE PLYWOOD OVER THE 2x4's, USE 2" WOOD SCREWS
3. ¾" CONCRETE BACKER BOARD OVER PLYWOOD, ATTACH w/2" SCREWS
4. NOSALL CABINETS
5. THIN-SET TILE, ¾" BACKER BOARD REQUIRED AT THE-NOSE w/¼" CUT TILES
6. APPROXIMATE FINISHED HEIGHT OF RAISED CABINET IS 5"

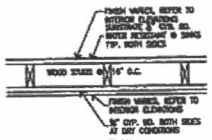

PLAN

NOTE: USE GYPSUM BOARD IN ACCORDANCE WITH RECOMMENDATIONS OF GYPSUM ASSOCIATION GA-216. FLAME SPREAD CLASS I.
NOTE: SELF-DRILLING, SELF-TAPPING, TYPE "S", SCREWS ARE RECOMMENDED BY GYPSUM BOARD MANUFACTURER FOR WALL AND CEILING APPLICATIONS.

TYPICAL INTERIOR WALL PLAN
SCALE: NTS

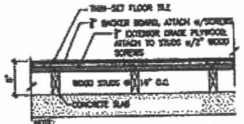

NOTE: SHIM AS REQUIRED TO PROVIDE A LEVEL CASHIER PLATFORM. ATTACH PLYWOOD TO TOP OF PLATFORM TO ADJACENT WALLS WHERE APPLICABLE

CASHIER FLOOR SECTION
SCALE: NTS

1010 S. ALLANTE PL.
SUITE 100
BOISE, IDAHO 83709
(208) 336-8370
FAX (208) 336-8380
BRS ARCHITECTS

NO.	REVISIONS	DATE

PROPOSED DEVELOPMENT FOR:
JACKSONS FOOD STORES, INC.
STORE #068
REMODEL
1107 S. 5TH AVE.
Jacksons
POCATELLO, ID

DRAWN	JAT
DATE	02-25-13
CHECKED	ADR
JOB NO.	13007
SHEET	A1.1

#68

RECEIVED
SEP 08 2017
IDAHO STATE POLICE
ALCOHOL BEVERAGE CONTROL