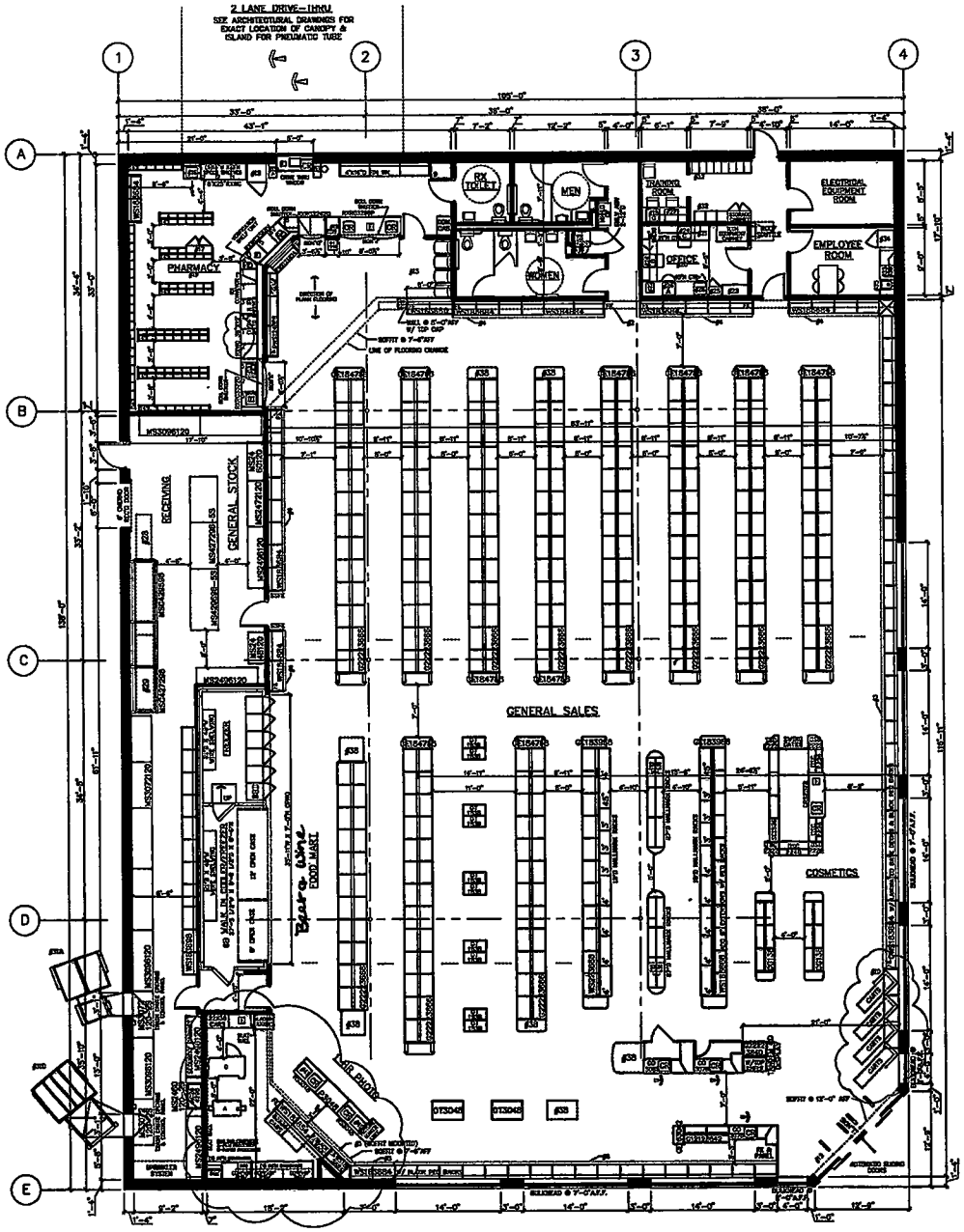

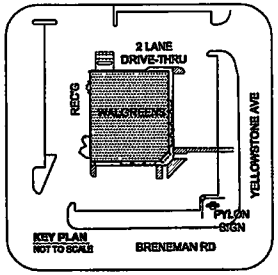

KEY PLAN
NOT TO SCALE

FOR REFERENCE ONLY! SEE CONTRACT DOCUMENTS FOR DETAILED SITE PLAN

SIGN "CA" CALIFORNIA ACCESSIBILITY SIGN (5'-0" TO BOTTOM OF SIGN)

PHARMACY DEPARTMENT:
REFER TO FIXTURE PLAN FOR REQUIRED SIGNS
SIGN "I" PICK UP PRESCRIPTIONS
SIGN "K" DROP OFF PRESCRIPTIONS
SIGN "C" CONSULTATION WINDOW
SIGN "7X" Y. A. S.

ATTACH SIGNS TO UNDERSIDE OF CASED OPENINGS. REFER TO FIXTURE PLAN FOR SIGN LOCATION. PROVIDE (2) HOLLOW WALL ANCHORS PER SIGN. SCREW THREADED EYEBOLT INTO ANCHOR, HANG SIGNS FROM EYEBOLTS WITH "S" HOOKS.

GENERAL NOTES

GENERAL SALES AREA:
1. PLEASE PROVIDE PROPER A.D.A. CLEARANCES ON BOTH SIDES OF ALL DOORS
2. MIRROR ON REAR WALL
3. COSMETIC CORNICE
4. SALES AREA CORNICE (FIXTURE MOUNTED)
5. PHOTO CORNICE (FIXTURE MTD UNLESS NOTED)
6. CARPET TILES & DESIGN LINES FURNISHED AND INSTALLED BY WALGREENS (WHEN SHOWN)
7. MASTER-BILT REACH-IN REFRIGERATION (PROVIDE 2" AIR SPACES BETWEEN COOLERS AND FREEZERS)
   OPEN FRONT, MEDIUM TEMP. COOLERS
   (ADD 3" AT EACH END, FOR END PANELS)
   A. ___ MO-OS: 6'-0"W X 42.75"D
   B. ___ MO-OS: 5'-0"W X 42.75"D
   MODEL SGL-ENCLOSED REACH-IN FREEZERS
   (ADD 3" AT EACH END, FOR END PANELS)
   C. ___ SGL-S-04: 9'-1 3/8"W X 35"D
8. MASTER-BILT WALK-IN COOLER: PROVIDE
   ___ #COOR COOLMASTER DOORS
   28 3/4" X 72" EACH AND
   6 #COFR FREEZEMASTER DOORS
   28 3/4" X 72" EACH BY ANTHONY
   A. ___ DOOR(S): FOR EACH DOOR PROVIDE
   (7) ___ "D DEN-O-FLOW GRAVITY SHELVES: UPPER (5) WITH SLIDES AND LOWER (2) WITH ROLLERS COMPLETE WITH UPRIGHTS
   B. ___ DOOR(S): FOR EACH DOOR PROVIDE
   (7) 25"D ANTHONY WIRE SHELVES AND (6) 84" POSTS
   C. ___ DOOR(S): ___ "D ROLLER CONVEYOR AT FLOOR LEVEL
   D. 6 DOOR(S): FOR EACH DOOR PROVIDE
   (5) 27"D ANTHONY SHELVES
   E. ___ DOOR(S): FOR EACH DOOR PROVIDE
   (2) 27"D ANTHONY SHELVES AND (6) 36"D MERCHANDISER SHELVES
   F. ___ DOOR(S): ___ "D DOUBLE DECK ROLLER CONVEYOR
9. ICE CHEST BY VENDOR
10. CART RAILINGS W/ 12" DISPLAY SHELF ABOVE
11. PROVIDE A 6"H BLACK VINYL BASE AT ALL CHECKOUTS
12. ELECTRONIC ARTICLE SURVEILLANCE SYSTEM

PHARMACY DEPARTMENT:
13. PATIENT SEATING AREA: (4) SEATS
14. PROVIDE RTD ENCLOSED UNITS. BINNER CELLS ARE INSTALLED
15. COMPUTER TERMINAL
   15a: INTERCOM PLUS TERMINAL
   15b: TRAINING TERMINAL (IN TRAINING ROOM)
16. RX DESK AND CABINET
17. CRX CABINET
18. RX REFRIGERATOR
19. PROVIDE A CARPETED FLOOR WITH A RUBBER RUNNER. RX UNDERCOUNTER INSERTS:
   #1 - RX 3 DRAWER VAIL INSERT
   #2 - RX 3 DRAWER FILE INSERT
   #3 - RX OPEN INSERT
   #4 - RX CONSULTATION COUNTER UNIT
   #5 - RX PRINTER INSERT
   #6 - RX 6 DRAWER FILE INSERT
   #7 - RX OPEN INSERT WITH CPU SHELF
   #8 - RX WALL CALL CABINET
   #8V - RX 6 DRAWER CABINET WITH BAG SHELF
   #9 - RX 10 DRAWER FILE CABINET

OFFICE:
20. PROVIDE TILED FLOOR & VINYL WALLCOVERING
21. UNDER COUNTER SHELF UNIT
22. PRINTER
23. LATERAL FILE
24. OFFICE COMPUTERS
   24a: P.O.S. TERMINAL
   24b: ASAP TERMINAL
   24c: OFFICE P.C.
25. TILL LOCKER
26. SAFE
27. TV & VCR (IN TRAINING ROOM)

STOCKROOM:
28. MERT-A-FLEX CONVEYOR
29. GRAVITY CONVEYOR
30. POWER ROLLER CONVEYOR
31. SEE ARCHITECTURAL DRAWINGS FOR EXACT LOCATION OF COMPACTORS & COMPACTOR/TOTE ENCLOSURES
   31a: TRASH COMPACTOR
   31b: BALER
   31c: CARDBOARD COMPACTOR

EMPLOYEE ROOM:
32. EMPLOYEE LOCKERS: (3) COAT LOCKERS W/ PERFORATED DOORS, (1) 5 TIER BOX LOCKERS & (2) 8 TIER BOX LOCKERS W/ SAFETY VIEW DOORS
33. 6'-0"W X 2'D EMPLOYEE COUNTER W/ (1) CABINET
34. EMPLOYEE ROOM REFRIGERATOR (PROVIDE 52" CLEARANCE WHEN NEXT TO COUNTER)
35. EMPLOYEE ROOM SINK (IN COUNTER)
36. 3'-0" MIRROR CENTERED ON WALL ABOVE COUNTER

MISCELLANEOUS:
37. "E" - ELECTRICAL OUTLET FOR FUTURE USE
38. VENDOR RACKS: REMOVE BASE DECK & SHOES; END PANEL TO REMAIN
39. PROVIDE OPENING FOR OKS-1637 GLASS (SEE INTERIOR ELEVATION FOR LOCATION)
40. NEWSPAPER RACK BY VENDOR
41. FIXTURE CARS PLUS TERMINAL

TYPE		GENERAL SALES	■	FOOD MART	■
NEW LOCATION	■	PHARMACY	■	SECURITY	□
ADD LOCATION EXISTING BLDG	□	1 HOUR PHOTO	■	24 HOUR STORE	□
REMODEL	□	LIQUOR	□	OTHER	□

SQUARE FOOT AREA SUMMARY

DEPARTMENT		SALES	STOCK	SERVICE	TOTAL EXISTG	TOTAL NEW
GEN SALES	NEW	9322	1811	1178		12,311
	EXISTG					
FOOD MART	NEW	700				700
	EXISTG					
RX	NEW	840				840
	EXISTG					
RX WAITG	NEW	204				204
	EXISTG					
1 HOUR PHOTO	NEW	435				435
	EXISTG					
LIQUOR	NEW					
	EXISTG					
BSMT	NEW					
	EXISTG					
2ND FLOOR	NEW					
	EXISTG					
TOTAL NEW		11,501	1811	1178		14,490
TOTAL EXISTG						

TOTAL AREA: FIRST FLOOR 14,490 SQ.FT.
TOTAL AREA: OTHER LEVELS 0 SQ.FT.
GROSS AREA INCLUDING ALL DEPARTMENTS & ALL LEVELS: 14,490 SQ.FT.
RX SHELVING LINEAL FEET: 117 SQ.FT.

NO.	DATE	BY	DESCRIPTION	CODES

REVISIONS

CERTIFICATION AND SEAL

I HEREBY CERTIFY THAT THIS PLAN AND SPECIFICATION WAS PREPARED BY ME OR UNDER MY DIRECT SUPERVISION AND THAT I AM A DULY REGISTERED ARCHITECT OR ENGINEER UNDER THE LAWS OF THE STATE OF IDAHO AS SIGNIFIED BY MY HAND AND SEAL.

STORE NUMBER 09157

PROJECT NAME
WALGREENS STORE
(NWC)YELLOWSTONE & BRENEMAN
CHUBBUCK, ID

DRAWING TITLE
FIXTURE FLOOR PLAN

CADD PLOT: F09157D02
VOID PLOT: F09157D101
SUPERSEDES PLAN DATED:
SCALE: 1/8"=1'-0"
DRAWN BY: VEIG GYLAND
DATE: 1/8/04
REVIEWED BY:
DRAWING NO. D1

*A.D.A DOOR CLEARANCES

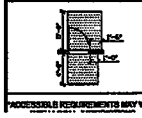

*ACCESSIBLE REQUIREMENTS MAY VARY

EXECUTIVE APPROVAL		DATE
SENIOR VICE PRESIDENT FACILITIES DEVELOPMENT		
SENIOR VICE PRESIDENT STORE OPERATIONS		
VICE PRESIDENT STORE OPERATIONS		
REVIEWED BY:		

FIXTURE LEGEND

G GONDOLA (EA. SIDE)	12\12 D.	36 W.	68* H.	ALL OTHER FIXTURES ARE TYPICALLY CALLED OUT DEPTH BY WIDTH. EXAMPLE:
GE GONDOLA END	12 D.	36 W.	68* H.	
WS WALL SHLVG	12 D.	36 W.	84* H.	D7 DISPLAY TABLE — 30 D. — 48 W.

*DOES NOT INCLUDE STANDARDS, WOOD GROUNDS OR BASEBOARD EAR DAMAGE