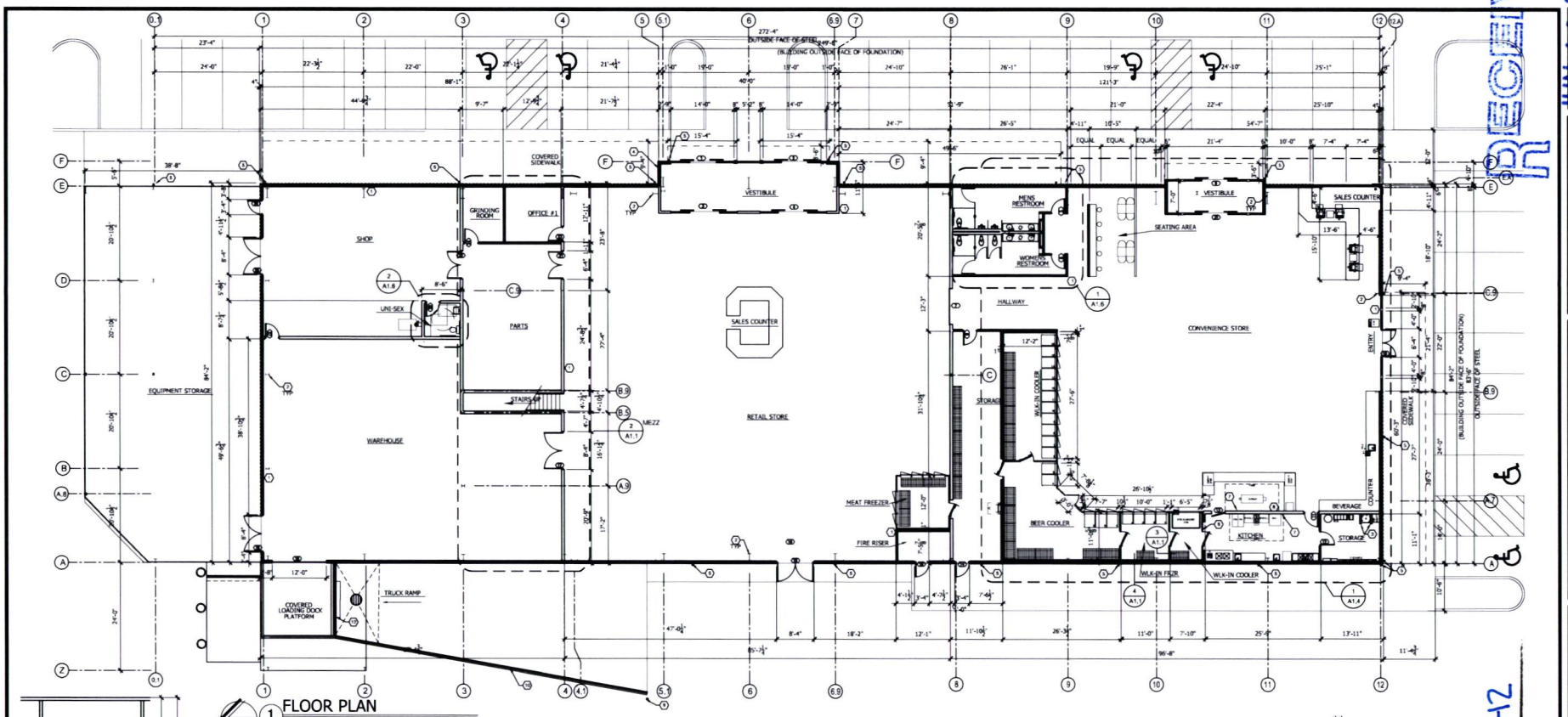

1 FLOOR PLAN
SCALE: 1/32" = 1'-0"

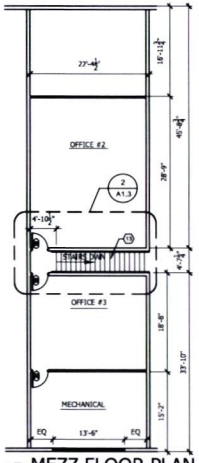

2 MEZZ FLOOR PLAN
SCALE: 1/32" = 1'-0"

WALL LEGEND & DETAILS

INTERIOR: 3⅝" @ 16" O.C. METAL STUD WALL W/ 5/8" GYP BD. EA. SIDE. TERMINATE WALLS 6" ABOVE S.A.T. CEILING.

INTERIOR: 6" @ 16" O.C. METAL STUD WALL W/ 5/8" GYP BD. EA. SIDE. TERMINATE WALLS 6" ABOVE S.A.T. CEILING.

COOLER/ FREEZER WALLS, BY COOLER MFR.
NOTE: COOLER & FREEZER WALL & CEILING PANEL CONSTRUCTION SHALL MEET FM4880 APPROVED CLASS NUMBER ASSEMBLY.

EXTERIOR: (ABOVE 3'-6") INSULATED METAL PANELS WITH 6" METAL STUDS AT 16" O.C. AND 6" BATT INSULATION, 5/8" GYP BD. SEE SECTION BELOW

EXTERIOR: (UNDER 3'-6") 8" CMU
INTERIOR FINISH: FURRED WALL; 2" METAL Z-FURRING STRIPS ON 6" METAL STUDS AT 16" O.C. W/ 2" EPS RIGID OR 6" BATT INSULATION, 5/8" GYP BD. SEE SECTION BELOW.

EXTERIOR: METAL SIDING WITH 6" METAL STUDS AT 16" O.C. AND 6" BATT INSULATION, 5/8" GYP BD. SEE SECTION BELOW.

OUTSIDE F.O. STEEL
OUTSIDE F.O. BUILDING FOUND.
OUTSIDE F.O. STEEL
OUTSIDE F.O. BUILDING FOUND.

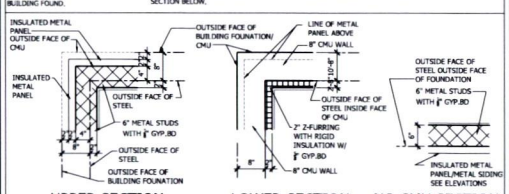

UPPER SECTION | LOWER SECTION | NO CMU SECTION

ROOM FINISH SCHEDULE

LOCATION	FLOOR: HARDENED CONC.	FLOOR: SEALED CONCRETE	FLOOR: CARPET	FLOOR: POLISHED CONCRETE	BASE: 6" VINYL COVE	BASE: 6" METAL COVE	WALLS: 5/8" GYPSUM BOARD-SMOOTH FIN	WALLS: PREFINISHED FRP PANELS	WALLS: PREFINISHED FRP PANELS W/ ELECTRICAL	WALLS: 1/2" PLYWOOD	CEILING: NO CEILING	CEILING: ACOUSTICAL CEILING	CEILING: 5/8" GYP. BOARD	CEILING: PREFINISHED FRP PANELS	CEILING: NONE	HEIGHT (PER SHEET A1.2)
PREFAB COOLERS (RECESSED FLOOR)	●					●		●							●	9'-0"
PREFAB FREEZER (RECESSED FLOOR)	●					●		●							●	9'-0"
PREFAB BEER CAVE SALES/CONVENIENCE AREA	●					●		●							●	9'-0"
RESTROOMS				●	●		●		●				●		●	9'-0"
WAREHOUSE		●			●		●		●						●	
PARTS		●			●		●								●	
HALLWAY				●	●		●								●	
FIRE RISER		●			●		●								●	
KITCHEN		●			●				●		●					9'-0"
STORAGE		●			●		●			●					●	
STAIRS		●	●		●		●						●		●	9'-0"
OFFICE #1		●		●	●		●						●		●	9'-0"
SHOP		●			●		●								●	
GRINDING ROOM		●			●		●						●		●	9'-0"
SEATING AREA				●	●		●						●		●	
VESTIBULE				●	●		●						●		●	10'-0"
OFFICE #2,3		●			●		●								●	

- USE WATER RESISITVE GYP. BOARD @ ALL WET AREAS AND NO LESS THAN 24" FROM SINK LOCATIONS
- FACE OF COOLER/FREEZER SHALL RECEIVE ½" GYP. BOARD FROM FLOOR TO CEILING AT SALES SIDE (LESS DOORS/FRAMES), AS APPLICABLE

KEYNOTES

1. FIRE EXTINGUISHER (2A:10B:C) W/5 LB. HOOK WALL BRACKET. VERIFY WITH LOCAL FIRE AUTHORITY FOR QUANTITY AND LOCATION. ALL EXTINGUISHERS THAT PROTRUDE MORE THAN 4" FROM WALL, ARE MORE THAN 27" ABOVE THE FLOOR AND ARE IN THE PATH OF EGRESS SHALL HAVE CANE DETECTION BELOW.
2. STRUCTURAL COLUMN. SEE STRUCTURAL.
3. 48" HIGH STAINLESS STEEL END WALL GUARD (2" X WALL WIDTH); TYPE 304, 16 GA., SATIN FINISH.
4. RECESSED KNOX BOX, AS APPROVED BY FIRE DEPARTMENT.
5. CONNECT DOWNSPOUT AT CONC. WALKWAY TO SUB-GRADE DRAINAGE. SEE DETAIL ——— FOR CONNECTION DETAILS. COORD LOCATION W/CIVIL.
6. WALK-IN COOLER/FREEZER WALLS TO RECEIVE 1/2" GYPSUM BOARD. WALL BASE AND FRP PANELS. SEE ROOM FINISH SCHEDULE FOR "BACKROOM". WALK-IN COOLER/FREEZER ROOF TO RECEIVE 1/2" GYPSUM BOARD
7. NON-COMBUSTIBLE WALL AT COOKLINE. 5/8" TYPE X GYP BD. WITH S.S. PANELS ON WALL BEHIND COOKLINE, INSTALLED BY MECH CONTRACTOR.
8. "K" TYPE FIRE EXTINGUISHER, WALL MOUNTED.
9. 6" DIA. CONC. FILLED STEEL BOLLARD WITH SPLAYED CONC. TOP., SEE DETAIL 9/SD1.3.
10. 42" HIGH STEEL GUARD RAIL, PAINTED BLACK, DTL 8/SD1.3. PROVIDE HORIZONTAL RAILS SPACED SO THAT A 21" SPHERE MAY NOT PASS.
11. NOT USED.
12. TRENCH DRAIN AT BASE OF RAMP, SEE CIVIL DRAWINGS.
13. STEEL WITH CONC. FILLED STEEL PAN TREAD STAIR, SEE STRC DWGS. RISER 4" - 7" HIGH. TREAD 11" DEEP. HANDRAIL AT 34" - 38" HIGH. ROPPE BLACK RUBBER TREAD.

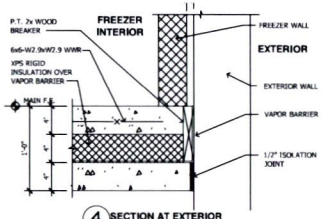

4 SECTION AT EXTERIOR

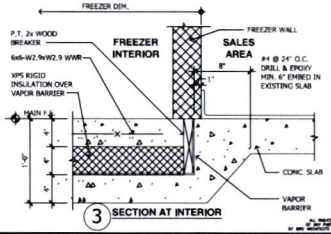

3 SECTION AT INTERIOR

COPYRIGHT 2017
BRS ARCHITECTS
THESE DRAWINGS & SPECIFICATIONS ARE THE PROPERTY OF BRS ARCHITECTS & SHALL NOT BE REPRODUCED OR PUBLISHED WITHOUT WRITTEN PERMISSION OF BRS ARCHITECTS & SHALL BE RETURNED UPON REQUEST.

Premise ID ____ 2C-22742

RECEIVED JUN 10 2024 IDAHO STATE POLICE FIRE MARSHAL

LICENSED ARCHITECT AR-1234 ADRIAN DIEGO RIOS STATE OF IDAHO 3/14

NO.	REVISIONS	DATE

BRS ARCHITECTS
1010 S. ALLANTE ST.
SUITE 100
BOISE, IDAHO 83709
(208) 336-8370
FAX (208) 336-8380

PROPOSED DEVELOPMENT FOR:

LEGACY FEED AND FUEL

LAKESHORE AND 12TH — NAMPA, IDAHO

DRAWN	CMH
DATE	3/14/17
CHECKED	ADR
JOB NO.	15096
SHEET	A1.1